

EXHIBITION & DISPLAY SOLUTIONS

GENERAL CATALOGUE

2023

DESIGN & QUALITY
OF SWEDEN

EVERYTHING FOR YOU AND YOUR EXHIBITION

Whether it's your first fair or your hundredth, we can offer you a display and exhibit system that suits your needs. Maybe you're looking for a smaller effective stand with a nice first impression? Or perhaps you are looking to create an extraordinary impression with a significantly larger stand.

Our experienced teams of specialists help you find a solution that suits your location and area, as well as preferences and budget. And our inspirational 3D design sketches are always free of charge!

ALL SIZES, COLORS AND FORMS

Our exhibition systems and displays are provided with the latest in display cloths, colors, shapes and printing technology – for fabric, laminated panels, lightweight discs, etc. That's our way of exposing your brand in the best possible way!



**“IT HAS TO BE SIMPLE
AND WITH QUALITY”**





SHORT OF IDEAS? WE KNOW HOW TO BOOST YOUR EXHIBITION STAND!

Using our 3D CAD program, you will get an opportunity to see your display stand before we start manufacturing. And we will keep changing the design, for free, until you get completely satisfied! With 30 years of experience, we know how to go to the extra mile for a booth design that matters.



FULL SERVICE

We will ensure that your booth and exhibition are in place at the right time including financing, transportation, installation, assembly as well as disassembly and storage after your trade show.

Just tell us where and when, and we'll take care of the rest.

A booth that suits your needs



WE ADAPT TO YOUR NEEDS

We can work with your internal design team, team up with your advertising agency or printing company.

We are truly flexible, fast and always set for the best result.

SUSTAINABLE SCANDINAVIAN DESIGN

Our products are developed through a solid craftsmanship, which means we can offer the best guarantees.

If something goes wrong in the process, then you can count on our problem solving – as we have extensive experience and know that every minute count when you attend a fair.





ISOFRAME® WAVE



SHAPE YOUR DISPLAY AS DESIRED

These are alternative ISOframe Wave layouts showing different shapes of a 6-section display wall.
The world's first fully flexible display & exhibition system.

GENERAL INFORMATION

- Standard width for all single sided modules are 80 cm (except Graphic wings).
- Standard heights for all modules are 227 cm (Midi) and 247 cm (Maxi). Towers 277 and 297 cm.
- All modules are for single sided graphics use if not otherwise indicated.
- All modules apart from the Wave Flexi-Link modules contain fixed horizontal beams.
- All modules include "Kickers & Hangers". Magnetic tape for the graphic panels are not included.
- A "Starter module" **Ⓢ** has 2 vertical posts/feet, an "Extension module" **ⓔ** has 1 vertical post/foot.
- Each ISOframe wall should include 1 "Starter module" only and the desired number of "Extension modules"

The ISOframe exhibit modules presented here are easy to assemble. However, as a guideline we have divided the different modules and stand designs into three "assembly levels":

- LEVEL 1 - NOVICE**
Basic exhibit modules. Easily self-built from assembly instructions.
- LEVEL 2 - INTERMEDIATE**
More advanced exhibit modules. Prior assembly/product training recommended
- LEVEL 3 - ADVANCED**
Custom designed stands and special solutions. Contact us!

FLEXI-LINK MODULES **1**



The patented Wave Flexi-Link can flex 180 degrees each way in the horizontal position, yet the structure remains unbelievably strong and stable.




Flexi-Link module **Ⓢ**
Midi **IS-W-82-S** | Maxi **IS-W-83-S**



Flexi-Link module **ⓔ**
Midi **IS-W-82-E** | Maxi **IS-W-83-E**

FIXED MODULES



Fixed module 

Midi **IS-9450-1** | Maxi **IS-9450-2**

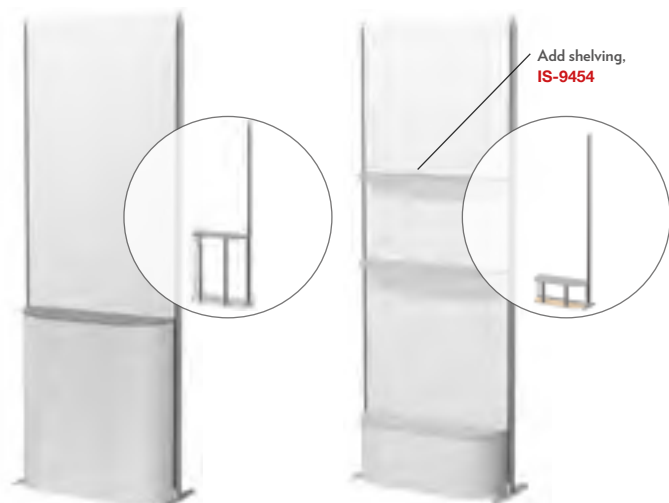
Available shapes: 5°, 10°, 15°, 22,5°, 30°, 45°, 60°, 90° and straight (180°).

Fixed module 

Midi **IS-9451-1** | Maxi **IS-9451-2**

Available shapes: 5°, 10°, 15°, 22,5°, 30°, 45°, 60°, 90° and straight (180°).

TABLE MODULES



Keyboard table 

Midi **IS-9413-1** | Maxi **IS-9413-2**

Keyboard table 

Midi **IS-9413-3** | Maxi **IS-9413-4**



Semi-circular table 


Midi **IS-9415-1** | Maxi **IS-9415-2**



Semi-circular table 

Midi **IS-9415-3** | Maxi **IS-9415-4**



Square table 

Midi **IS-9414-1** | Maxi **IS-9414-2**

CORNER TABLE MODULES




90° corner table 

Midi **IS-9453-1** | Maxi **IS-9453-2**


Oval shelving module 

Midi **IS-9416-1** | Maxi **IS-9416-2**

END MODULES 1



Graphic Wing, straight 20 cm ©
Midi **IS-9408-1** | Maxi **IS-9408-2**



Graphic Wing, straight 40 cm ©
Midi **IS-9407-1** | Maxi **IS-9407-2**



Graphic Wing, curved 40 cm ©
Midi **IS-9406-1** | Maxi **IS-9406-2**




Rounded corner ends ©
Midi **IS-9429-1** | Maxi **IS-9429-2**


TABLE END MODULES 2



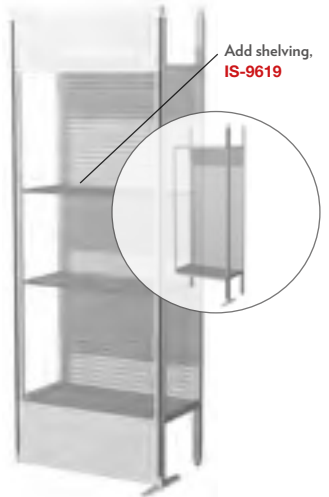
Rounded table ©
Midi **IS-9431-1** | Maxi **IS-9431-2**



Rounded showcase ©
Midi **IS-9432-1** | Maxi **IS-9432-2**

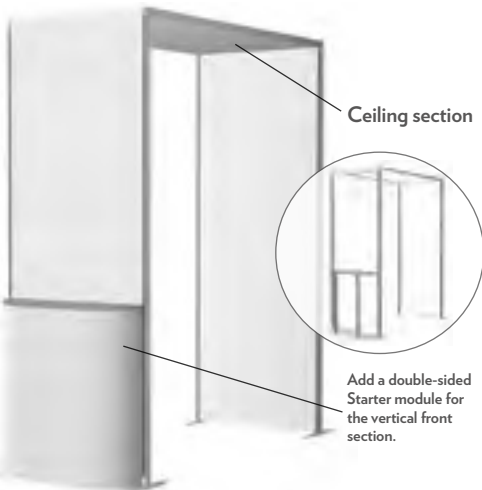


Single Showcase with slatwall ©
Midi **IS-9422-1** | Maxi **IS-9422-2**



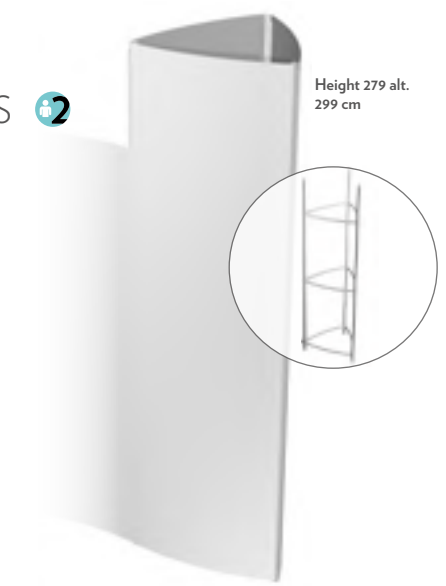
Double Showcase with slatwall ©
Midi **IS-9423-1** | Maxi **IS-9423-2**

CEILING SECTION 2



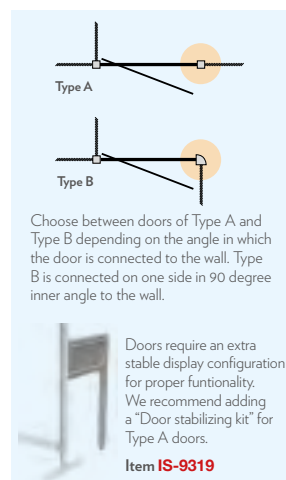

Ceiling sections for fabric graphic
80 x 150 cm **IS-9433**
80 x 250 cm **IS-9434**

TOWER MODULES 2



Tower end modules ©
Midi **IS-9457-1** | Maxi **IS-9457-2**

DOOR MODULES



Door module - straight, type A 
Midi **IS-9417-1** | Maxi **IS-9417-2**

Door module - straight, type B 
Midi **IS-9456-1** | Maxi **IS-9456-2**


Door module - curved 30°, type A 
Midi **IS-9418-1** | Maxi **IS-9418-2**

STORAGE ROOM MODULES

The storage rooms are built up with front walls only. In case you want a fully closed room with back walls (= four walls) contact us.




Corner storage room 80 x 80 cm 
Midi **IS-9419-1** | Maxi **IS-9419-2**



Corner storage room 160 x 80 cm 
Midi **IS-9421-1** | Maxi **IS-9421-2**



Corner storage room 160 x 160 cm 
Midi **IS-9420-1** | Maxi **IS-9420-2**



Front storage room 160 x 160 cm 
Midi **IS-9424-1** | Maxi **IS-9424-2**

ISOFRAME COMPACT

This ISOframe Exhibit Wall is ideal for more permanent set-ups in receptions, entrance halls, showrooms etc. It is sufficiently strong to accept multiple accessories such as LCD screens, iPad holders, leaflets holders etc. The backwall can be extended or reduced in size to suit individual sites and needs.

ISOframe incorporates our patented FASTclamp connector to connect the posts, beams and end sections of the system instantly, without tools.

A modular system with design and stability in focus!

Design: Curved

Size: 240 (w) x 227 (h) cm

Exhibit Compact Wall **IS-9580-1**

Exhibit Compact Wall incl. 2 LED Premium spotlights, 1 iPad holder and 2 literature holders **IS-9581-1**



OVAL POST



Oval post with distance beams
Midi **IS-9426** | Maxi **IS-9427**



Literature holder for oval post
IS-80-LH01

WIRE LITERATURE HOLDER

Wire system kit
(excl. literature holders)
Midi **IS-9312** | Maxi **IS-9311**



Acrylic literature holders
for wire system **IS-9318**



SHELVING / COAT HOOK

Shelves can be equipped with LED downlight strips



Keyboard shelf for straight modules
80 x 20 cm **IS-9454**
Bag for 2 shelves **IS-80-TB03**



Shelf for 90° curved modules
75 x 30 cm **IS-9455**
Bag for 2 shelves **IS-80-TB03**



Rounded shelf for straight modules
40 x 30 cm **IS-9616**
Bag for shelf **IS-5069**



Coat hook with straight beam
800 mm **IS-9430**

ALUMINIUM SLATWALL SYSTEM

The aluminium slatwall profiles are slotted into the regular ISOframe posts and fit all 800 mm wide modules. Each slatwall panel has 3 slots for holding one pair of shelf brackets. Add as many slatwall profiles on top of each other as desired and add corner trims accordingly. Attach a straight beam, item IS-800-BS, over and under the slatwall profiles to hold them in place. For stability reasons use slatwall panels together with "Table modules" and "Showcase modules" only.



Alu slatwall panel
80 x 9 cm **IS-9364**
Bag for 10 panels **IS-5056**



Straight beam
IS-800-BS



Wooden shelf
75 x 18 cm **IS-9618**
75 x 33 cm **IS-9619**
Bag for 3 shelves **IS-5054**



Shelf bracket for slatwall
15 cm **IS-9375**
30 cm **IS-9399**



Corner trims
See price list.

LIGHTS



Premium LED Spotlight with transport box **80030**
A pair of spotlights delivered in a cardboard box. These spotlights can be connected in a series with cable 80032. 25W/2400-2600 Lumen.
Cable for series connection, 1 m. **80032**



Budget LED Spotlight in cardboard box **80040**
18W/1800 Lumen, including transformer.
Padded bag for 2 spotlights **5065**

MEDIA SCREEN HOLDERS



Media Screen holder,
VESA 75/100, for curved beams
IS-9004



Media Screen holder,
VESA 75/100, incl. 1 straight beam
IS-80-TM02



Media Screen holder,
VESA 400/400, incl. 2 straight beams
IS-80-TM03



Media Screen holder,
VESA 75/100, for oval post
IS-80-TM04

IPAD HOLDERS



iPad holder for curved beams
IS-9320



iPad holder for straight beams
IS-9321



iPad holder for oval post
IS-80-TM05

GRAPHIC PANEL ATTACHMENTS



Kickers & Hangers
400 mm **IS-400-KHN**
800 mm **IS-800-KHN**



Graphic stiffener
75 x 30 cm **IS-800-GS**



Magnetic tape, 30 meter
12 mm **82281**
24 mm **82282**

STEP STOOL



A foldable step stool, height 30 cm, is included free-of-charge with each order of a Wave exhibition system to facilitate the assembly. Purchase extra step stools if needed. **90998**



BAGS & CASES


Add component bags for further protection (see below).

TRANSPORT OPTION 1

For 5 Wave modules

Padded case on wheels **IS-TC-02-MB**

Small graphic tube/bag **IS-5061**



Large graphic tube/bag for 9 panels
IS-5062

TRANSPORT OPTION 2

For 5 Wave modules

All-In-One hard case/counter **5053**

Wooden top for All-In-One case **5067**



TRANSPORT OPTION 3

For 5 Wave modules

Expo case **10604**

Small graphic tube/bag **IS-5061**



COMPONENT BAGS



Bag for Flexi-Link / Slatwall shelves
Holds 6 Wave Flex-Links **IS-5054**



Bag for feet
Holds 6 feet **IS-5055**



Bag for post
Holds 9 posts **IS-5056**



Bag for 2 spotlights
IS-5065

CONTAINER



Transport container
IS-5068

ISOFRAME® FABRIC



EASY ASSEMBLY



Each frame corner is joined with 4 FastClamps



Each length is joined with 1 FastClamp



The feet have twist-in connectors



The twist lock connectors make it fast to build up



Easy mount the fabric panel with the PVC edge strip

STANDARD FRAMES

The kits include aluminium profile lengths, which are joined together with our unique FASTclamp connector to build the frame. The profile lengths in our standard frame kits are available in 27, 47 and 100 cm for maximum transportability. No screws or tools are needed to assemble the frame.

Vertical and horizontal support posts are included. One foot support, item IS-9058, for each base length is included. Add corner profiles, door and more stable feet if desired.

Frames can be used both single- and double sided.

200 x 200 cm	IS-9210	200 x 227 cm	IS-9211	200 x 247 cm	IS-9212	200 x 300 cm	IS-9213
300 x 200 cm	IS-9214	300 x 227 cm	IS-9215	300 x 247 cm	IS-9216	300 x 300 cm	IS-9217
400 x 200 cm	IS-9218	400 x 227 cm	IS-9219	400 x 247 cm	IS-9220	400 x 300 cm	IS-9221
500 x 200 cm	IS-9222	500 x 227 cm	IS-9223	500 x 247 cm	IS-9224	500 x 300 cm	IS-9225
600 x 200 cm	IS-9226	600 x 227 cm	IS-9227	600 x 247 cm	IS-9228	600 x 300 cm	IS-9229
700 x 200 cm	IS-9230	700 x 227 cm	IS-9231	700 x 247 cm	IS-9232	700 x 300 cm	IS-9233

CUSTOMISED FRAMES

Fabric frames can be produced in special sizes to order.

See our price list or contact us for more information!



COMPLETE TRADE SHOW STANDS


Here are some examples of self-build exhibition stands with the ISO-frame Fabric system. Different floor areas and with one or two sides open. The screw connector, item IS-9613, has been used for connecting the frames and the stands are meant to be used with single-sided

graphics. The header frame is connected with 90° corner posts, for double sided graphics. Add spotlights, media screens, literature holders, transport bags etc. Contact us if you need any help and more ideas on how to design your new Fabric stand.



2 SIDES OPEN

3 x 3 mtr.		3 x 5 mtr.	
227 cm	IS-9260	227 cm	IS-9266
247 cm	IS-9261	247 cm	IS-9267
300 cm	IS-9262	300 cm	IS-9268
3 x 4 mtr.		3 x 6 mtr.	
227 cm	IS-9263	227 cm	IS-9269
247 cm	IS-9264	247 cm	IS-9270
300 cm	IS-9265	300 cm	IS-9271



1 SIDE OPEN

3 x 3 mtr.		3 x 5 mtr.	
227 cm	IS-9272	227 cm	IS-9278
247 cm	IS-9273	247 cm	IS-9279
300 cm	IS-9274	300 cm	IS-9280
3 x 4 mtr.		3 x 6 mtr.	
227 cm	IS-9275	227 cm	IS-9281
247 cm	IS-9276	247 cm	IS-9282
300 cm	IS-9277	300 cm	IS-9283



1 SIDE OPEN WITH FRONT HEADER

3 x 3 mtr.		3 x 5 mtr.	
247 cm	IS-9285	247 cm	IS-9291
300 cm	IS-9286	300 cm	IS-9292
3 x 4 mtr.		3 x 6 mtr.	
247 cm	IS-9288	247 cm	IS-9294
300 cm	IS-9289	300 cm	IS-9295

DOOR WITH TOP FRAME



Depending on the position of the door, three different types of doors are available: A, B and C.

80 x 227 cm, Type A **IS-9460-A**
80 x 247 cm, Type A **IS-9461-A**
80 x 300 cm, Type A **IS-9462-A**

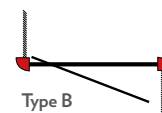
80 x 227 cm, Type B **IS-9460-B**
80 x 247 cm, Type B **IS-9461-B**
80 x 300 cm, Type B **IS-9462-B**

80 x 227 cm, Type C **IS-9460-C**
80 x 247 cm, Type C **IS-9461-C**
80 x 300 cm, Type C **IS-9462-C**



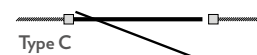
Type A

Includes 1 corner post - see below:
IS-9377, 9378 or 9379



Type B

Includes 2 corner posts - see below:
IS-9377, 9378 or 9379



Type C

Without corner post

FRONT HEADER



Complete front header kits with 90° corner posts for double-sided graphics.

200 x 35 cm **IS-9490**
300 x 35 cm **IS-9491**
400 x 35 cm **IS-9492**
500 x 35 cm **IS-9493**
600 x 35 cm **IS-9494**


FRAME CONNECTORS




TWIST LOCK CONNECTOR
Connects frames side-by-side.
Single- & double-sided graphics.
IS-9339



SCREW CONNECTOR
Connects frames in 90°.
Single sided graphics.
IS-9613



90° CORNER POST
Connects frames in 90°.
Double sided graphics complete with Twist Lock Connectors.
200 cm **IS-9376**
227 cm **IS-9377**
247 cm **IS-9378**
300 cm **IS-9379**



INSERT PROFILE
Connects a Fabric frame side-by-side to an ISOframe
Wave/Exhibit system
227 cm **IS-9253**
247 cm **IS-9254**
300 cm **IS-9255**

FEET

The foot support, IS-9058, is included with all standard frame kits. For added stability further feet solutions are available.



Single foot (twist-in)
IS-9061



Double foot (twist-in)
IS-9060



Double foot - Maxi (twist-in)
IS-9063



Single arched foot
IS-9612



Double arched foot
IS-9342

LIGHTS



Premium LED Spotlight with transport box **80031**

A pair of spotlights delivered in a cardboard box. These spotlights can be connected in a series with cable 80032. 25W/2400-2600 Lumen.

Cable for series connection, 1 m.

80032



Budget LED Spotlight in cardboard box **80042**

18W/1800 Lumen, including transformer.

Padded bag for 2 spotlights **5065**

MEDIA SCREEN HOLDERS



Media screen holder,
VESA 75/100 **IS-9041**



Media screen holder,
VESA 400/400 **IS-9042**



iPad holder (incl. IS-9041)
IS-80-TM05



Literature holder for frame, A4
IS-80-LH01



Wire system kit,
200 cm **IS-9317** 227 cm **IS-9316**
247 cm **IS-9315** 300 cm **IS-9314**
Acrylic literature holders for wire,
A4 **IS-9318**

TRANSPORT BAG



Padded case on wheels **IS-TC-02-MB**

ISOFRAME® RIPPLE



SHAPE YOUR DISPLAY AS DESIRED

These are alternative ISOframe Ripple layouts showing different shapes of a 9-section display wall. The Ripple wall can be flexed into almost any shape and gives you maximum flexibility to suit your needs. Add or remove panels as desired.

GENERAL INFORMATION

- Standard width for each section/graphic is 80 cm.
- A display wall consists of banner stands and flexible link graphics.
- Every second section is a straight banner stand and every second section is a flexible link graphic.
- Each display wall consists of an odd number of sections: 1,3,5,7,9 etc.
- Standard heights are 210 cm and 227 cm.
- All modules are for single sided use.
- All modules include "Kickers & Hangers". Magnetic tape for the graphic panels is not included.

RIPPLE KITS, 210 CM

- 3-section **IS-9810**
- 5-section **IS-9811**
- 7-section **IS-9814**
- 9-section **IS-9815**
- 11-section **IS-9816**

RIPPLE KITS, 227 CM

- 3-section **IS-9820**
- 5-section **IS-9821**
- 7-section **IS-9824**
- 9-section **IS-9825**
- 11-section **IS-9826**



Each Banner Stand module is delivered in a cardboard box with an inner bag

RIPPLE BASIC MODULES



Flexi-Link kit incl. magnetic graphic joining strips



Midi height extension kit
incl. magnetic graphic joining strips

Banner Stand – single sided **IS-9800**
Flexi-Link kit **IS-9802**
Midi height extension, 17 cm **IS-9805**

LIGHTS



Budget LED Spotlight in cardboard box **80040**
18W/1800 Lumen, including transformer.



Telescopic LED Spotlight with transport tube.
12V / 5W / 400 lumen **IS-9838**

Padded bag for 2 spotlights **5065**

GRAPHIC PANEL ATTACHMENTS



Kickers & Hangers
800 mm **IS-9803**



Magnetic tape, 30 meter
12 mm **82281**

BAGS & CASES

TRANSPORT OPTION 1

Holds 3-sections (2+1) Ripple wall + 2 spotlights

Large graphic tube/bag **IS-5062**
Counter Conversion kit **IS-9836**



IS-5062 + IS-9836



TRANSPORT OPTION 2

Holds 5-sections (3+2) Ripple wall + 3 spotlights (IS-9838)

All-In-One hard case/counter **5053**
Wooden top for All-In-One case **5067**



LIGHTUP™

Our LightUp light box is a wonderful and economical way to make images and messages shine. Showcase beautiful graphics and attract attention with bright and vibrant displays in shops, restaurants, exhibitions and many other locations.



TECHNICAL INFORMATION

- Standard as well as customized sizes
- Single- or double-sided
- Fabric with silicone edges
- Low voltage LED lights
- Easy self-build assembly

DOUBLE SIDED

With wheeled bag

1 x 2 m **80052**
1 x 2,5 m **80053**

DOUBLE SIDED


Cardboard box

1 x 2 m **80050**
1 x 2,5 m **80051**

SINGLE SIDED

With padded carrying bag

0,85 x 2 m **80054**
1 x 2 m **80055**
1 x 2,5 m **80056**



Easy to assemble and tool-less. Every part is marked with numbers to easily know where to place it. Means no more struggle with nuts and bolts used on other systems.



Attractive and safe bag for transport. The wheels make it simple to carry or to pull along. Travel easy and safe.



Make a big impact on low voltage. These backlit displays rely on strong LED lights.

ISOFRAME® LIGHT BOXES

The ISOframe backlit displays will turn your regular graphics into beautiful and eye-catching displays with rich and vibrant colours. Connect the light boxes to an ISOframe wall or use them as free-standing or wall-hanging displays for increased visibility. The light boxes are designed for flat packed shipment and are easily assembled at the place of use.

New

FREE-STANDING LIGHT BOXES



DOUBLE SIDED
Width of profile 100 mm.
Complete light box incl. 2 double feet.

100 x 150 cm	IS-9680
100 x 200 cm	IS-9681
100 x 250 cm	IS-9682
150 x 150 cm	IS-9683
150 x 200 cm	IS-9684
150 x 250 cm	IS-9685
200 x 200 cm	IS-9686
200 x 250 cm	IS-9687
250 x 200 cm	IS-9689
250 x 250 cm	IS-9688
300 x 200 cm	IS-9690
300 x 250 cm	IS-9691

Special sizes on request.



Components transport safely in our shock-proof cardboard boxes with foam inserts.



Uncomplicated self-build setup and breakdown thanks to our tool-free FASTclamps.




LED lights and transformers are pre-mounted inside the frame

WALL-MOUNTING LIGHT BOXES


SINGLE SIDED.
Width of profile 80 mm.
Complete light box incl. wall mounting brackets.

100 x 150 cm	IS-9666
100 x 200 cm	IS-9667
100 x 250 cm	IS-9668
150 x 150 cm	IS-9669
150 x 200 cm	IS-9670
150 x 250 cm	IS-9671
200 x 200 cm	IS-9672
200 x 250 cm	IS-9673
250 x 200 cm	IS-9675
250 x 250 cm	IS-9674
300 x 200 cm	IS-9676
300 x 250 cm	IS-9677

Special sizes on request.



Feet for placement against wall
IS-9679



BUILT-IN LIGHT BOXES



SINGLE SIDED.
Width of profile 80 mm.

100 x 227 cm	IS-9701
150 x 227 cm	IS-9702
200 x 227 cm	IS-9703
250 x 227 cm	IS-9704
300 x 227 cm	IS-9705
100 x 247 cm	IS-9706
150 x 247 cm	IS-9707
200 x 247 cm	IS-9708
250 x 247 cm	IS-9709
300 x 247 cm	IS-9710

Special sizes on request.


DOUBLE SIDED.
Width of profile 120 mm.

80 x 227 cm	IS-9720
80 x 247 cm	IS-9721
100 x 300 cm	IS-9722
150 x 300 cm	IS-9723
200 x 300 cm	IS-9724

Special sizes on request.

ISOBAR™

The Mark Bric ISOframe program includes a modular system of large reception counters, which can be individually designed to fit any reception area or trade show stand. Choose one of our complete counter units – straight or curved – with wooden top and inner shelves in grey finish, or customize your counter by combining different counter sections into a unique shape. All of our reception counters offer a stylish solution at a reasonable price, with no compromise on quality.



STANDARD COUNTER UNITS

Complete with framework, wooden top, base and one inner shelf per section.
Add magnetic tape for graphic panels.



3-section straight desk
Size: 240 x 54 x 105 cm



4-section 30° curved desk
Size: 276 x 106 x 105 cm



3-section corner desk
Size: 134 x 134 x 105 cm

STRAIGHT MODELS



3 sections **IS-9103**



4 sections **IS-9104**



5 sections **IS-9105**

CURVED MODELS



3 sections **IS-9108**



4 sections **IS-9109**



5 sections **IS-9110**

CORNER MODELS



3 sections **IS-9115**



4 sections **IS-9116**



5 sections **IS-9117**

CUSTOMISED COUNTER UNITS

Build your own unique reception counter by combining a Starter module and an End module with the desired number of Extension modules - available in straight or curved shape. A Single unit (not for connection) is also available.



STRAIGHT MODULE

Single **IS-9476**
 Starter **IS-9470**
 Extension **IS-9471**
 End **IS-9472**



30° CURVED MODULE

	Standard	S-module
Single	IS-9477	
Starter	IS-9473	IS-9479
Extension	IS-9474	IS-9480
End	IS-9475	IS-9481



90° CURVED MODULE

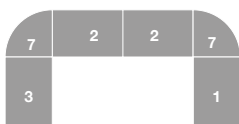
Extension **IS-9478**

EXAMPLES OF CUSTOMISED SET-UPS



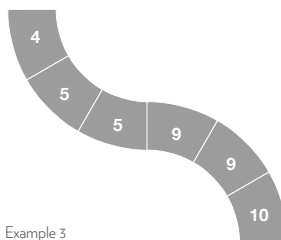
Example 1

6-SECTION COUNTER UNIT
 1 straight Starter + 2 straight Extensions
 + 2 curved Extensions + 1 curved End



Example 2

6-SECTION COUNTER UNIT
 ~ 1 straight Starter + 2 straight Extensions
 + 2 90° curved Extensions + 1 straight End



Example 3

6-SECTION COUNTER UNIT
 1 30° curved Starter + 2 30° curved Extensions
 + 2 30° S-curved Extensions + 1 S-curved End

Hardware / Table top variations

- 1 Starter Kit - straight
- 2 Extension Kit - straight
- 3 End module - straight
- 4 Starter module - 30° curved
- 5 Extension module - 30° curved
- 6 End module - 30° curved
- 7 Extension module - 90° curved
- 8 Starter module - 30° S-curved
- 9 Extension module - 30° S-curved
- 10 End module - 30° S-curved

DOWNLIGHTS FOR ISOBAR



Increase visibility of your graphic message with our decorative downlight LED-strips. Easily mounted (with tape) in a special light track under the table top.

DECO LIGHT KIT

1-section	IS-9501
2-section	IS-9502
3-section	IS-9503
4-section	IS-9504
5-section	IS-9505

USE CARDBOARD BOX FOR TRANSPORT

All ISObar modules (vertical posts and wooden shelving) are delivered in our shock-proof and re-usable cardboard boxes.

We recommend you to always transport the counters in these boxes. Use the Graphic tubes for the rollable printed panels.



Fabric bag for the vertical posts. Included in the cardboard box.

ISOFRAME COUNTERS

Elegant and robust counter units with wrap around graphics. Extremely easy to assemble thanks to our unique FASTclamp connectors.



CIRCULAR COUNTER

IS-9496

Deco light kit for top shelf **IS-9507**



RECTANGULAR COUNTER

IS-9495

Deco light kit for top shelf **IS-9506**




Bags included



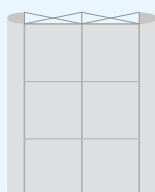
Top and base shelves can be equipped with LED downlight strips.

SNAPUP® – CLASSIC

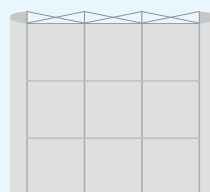
The "Classic" model is one of our most popular display units and very economically priced. Choose from many different sizes and shapes – curved, straight, serpentine and cylindrical form (tower). A traditional and versatile pop-up system!



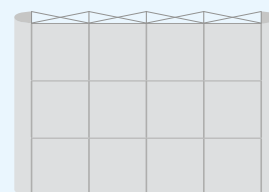
BASIC SYSTEM 1X3
Straight 82221 | Curved 82211



BASIC SYSTEM 2X3
Straight 82222 | Curved 82212



BASIC SYSTEM 3X3
Straight 82223 | Curved 82213



BASIC SYSTEM 4X3
Straight 82224 | Curved 82214

TRANSPORT CASE / BAGS



ALL-IN-ONE CASE
All-in-one case 5053
Wooden top incl. bag 5067



Bag for the structure
Elegance / Classic 5045



Bag for the graphic panels
Elegance / Classic 5046



Budget LED Spotlight in cardboard box 80041
18W/1800 Lumen, including transformer.

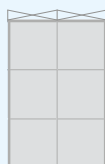
Padded bag for 2 spotlights 5065

SNAPUP® – STRETCH

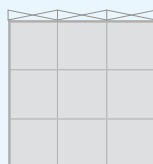
The SnapUp Stretch offers the quickest and easiest way to set up and display a seamless large format graphic print. The graphic image is printed on a fabric material and is stretched out when the pop-up system is erected and remains on the system also during take-down and storage. It can't be quicker and easier!



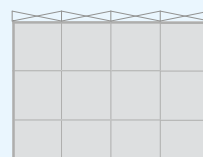
Bag for the structure
Stretch **5058**



BASIC SYSTEM 2X3
82226



BASIC SYSTEM 3X3
82227



BASIC SYSTEM 4X3
82228

SNAPUP® COUNTER

MAXI RECEPTION DESK

Carrying bag included.
Available with Honey-oak or Black top.
Size 141 x 58 x 90 cm

Standard **82240**
Premium* **82237**

*Extra magnetic end support bars.



EXPO CASE™

A professional case & counter model with wooden table top and inner shelving. ExpoCase is an extremely durable and shock-proof case with quality locks and wheels. Easy and quick to unfold and with top stability when used as a large size counter.



EXPO CASE

Table top and inner shelving included.
Size counter 125 x 60 x 97 cm.

ExpoCase with black table top **10604**
ExpoCase with white table top **10619**
ExpoCase with grey table top **10620**
Extra graphic bag **IS-5061**



EXPO CASE MAXI

ExpoCase Maxi includes the two single table tops as well as the large Maxi double top. The advantage is that you can choose to use the two counters separately, or put them together as a larger reception counter.

Size counter 220 x 90 x 97 cm.

ExpoCase Maxi **10618**



MAGIC COUNTER

A new type of portable counter and a great invention. Opens up automatically and with a steady push on the top shelf it instantly folds together. Pure Magic!! And for the full striking effect the counter can be equipped with LED-lightning as well!

Size of counter: 80 (w) x 47 (d) x 93 (h).
Weight incl. case: 13 kg.

Counter excl. print **10102**
Counter excl. print with LED **10104**
Counter incl. fabric print **10103**
Counter incl. fabric print with LED **10105**




EGO™ EXHIBIT TOWERS

The elegantly curved EGO towers with heights between 3,4 and 5,6 metres are visible from far away and are one of the best ways to draw more visitors to your trade show stand and sell your brand. Choose an EGO tower when a traditional exhibition system isn't enough and you wish to stand out and make a real difference!



340 cm **8906** 450 cm **8907**




340 cm **8914** 450 cm **8915** 560 cm **8916**



340 cm **8995** 450 cm **8996** 560 cm **8997**



340 cm **8999** 450 cm **9100** 560 cm **9101**



340 cm **8926** 450 cm **8927**

LIGHTS



Budget LED Spotlight in cardboard box **80046**
18W/1800 Lumen, including transformer.



Premium LED Spotlight with transport box **80036**
A pair of spotlights delivered in a cardboard box. These spotlights can be connected in a series with cable, add item 80032. 25W/2400-2600 Lumen.

TRANSPORT CASE



Plastic hardcase on wheels **88072**

ACCESSORIES



Mounting profile
118 cm **88058**
105 cm **88057**
93 cm **88056**



Media screen brackets
VESA 75/100 **88064**
VESA 400/200 **88074**



Shelf including bag
Straight **88066**
Inner **88078**
Outer **88079**



Shelf support bracket
Length 22 cm **88114**



Showcase kit
88067



Corner tab **88062**
Edge stiffener **88076**

GRAPHIC PANEL ATTACHMENTS



"Hanger" **88060**



"Clicker" **88061**





Magtape **88068**



Panel gripper
88063

BANNERUP® PLUS

The premier, top quality retractable banner stand on the market. Outstanding finish and durability for ultimate reliability. Equipped with a unique and patented banner change system.



Keep the cassette, exchange the banner only.

BannerUp - the sustainable choice!



STANDARD SIZES

25 x 49 cm with bag, Silver	81130	120 x 300 cm Big Plus with bag, Silver	81137
60 x 186 cm with bag, Silver	81114	150 x 212 cm with bag, Silver	81118
88 x 212 cm with bag, Silver	81115	150 x 300 cm Big Plus with bag, Silver	81138
88 x 212 cm with hard case, Silver	81120	240 x 212 cm with bag, Silver	81119
88 x 212 cm with bag, Black	81126		
88 x 212 cm with hard case, Black	81121		
100 x 212 cm with bag, Silver	81116		
120 x 212 cm with bag, Silver	81117		

QUICK-CHANGE MOUNTING KIT

One mounting kit, for the first banner, is always included.

25 cm, Silver	81019	100 cm, Silver	81030
60 cm, Silver	81022	120 cm, Silver	81040
88 cm, Silver	81020	150 cm, Silver	81050
88 cm, Black	81026	240 cm, Silver	81060

BANNERUP® CABRIO

Cabrio is the first retractable banner stand with interchangeable logo plates. Quickly and easily change the style and colour of your cassette to enhance your brand identity.



STANDARD SIZE

88 x 212 cm with bag, no plates, Silver **81150**

ADD LOGO PLATES



Anodised aluminium **81160**


Black **81161**

White **81162**

Red perforated **81163**

Wood **81164**

Gold **81165**



QUICK-CHANGE



Bottom rail with tape "Quick-change" **81025**

Top snap rail "Quick-change"

Silver **81027**

Black **81028**



Gold version

BANNERUP SPOTLIGHTS (PLUS & CABRIO)



Halogen spotlight
80015



Budget LED spotlight
80047



LED Spotlight
with telescopic arm
IS-9838

CAMPAIGN ROLLUP CASSETTES



CAMPAIGN MID

Width: 85cm
Weight: 3.2kg
End Caps: Chrome
Feet: Single, chrome, swivel
Adjustable height: Telescopic pole
Snap-Lock top rail: Yes
Padded Carry Bag: Yes, included
Warranty: 1 year



CAMPAIGN EXTRA

Width: 85cm
Weight: 3.1kg
End Caps: Aluminium with plastic cover
Feet: Double, aluminium, swivel
Adjustable height: No
Snap-Lock top rail: Yes
Padded Carry Bag: Yes, included
Warranty: 1 year



CAMPAIGN EXPO

Width: 85cm
Weight: 3.1kg
End Caps: Aluminium
Feet: Double, aluminium, swivel
Adjustable height: No
Snap-Lock top rail: Yes
Padded Carry Bag: Yes, included
Warranty: 1 year



PILLOW CASE DISPLAYS

Our aluminium pole stand for attaching a pillow case stretch fabric print. Comes in 3 different widths, 90, 120 and 150 cm and with a standard height of 230 cm. Pillow case stands are perfect alternatives to traditional roll-up systems and give a very clean and elegant impression.

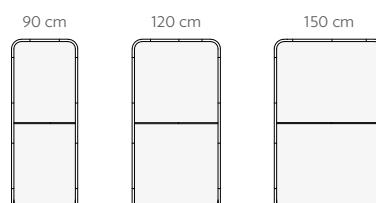


STRUCTURE WITH BAG

90 x 230,5 cm **10498**

120 x 230,5 cm **10497**

150 x 230,5 cm **10496**



SHOWFLEX™

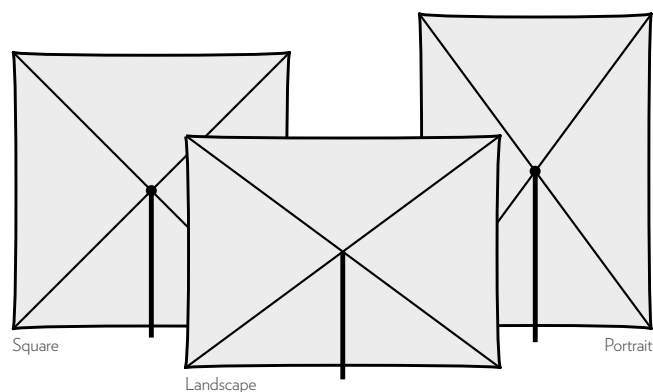
ShowFlex tension fabric displays feature a unique folding frame design and are as easy and quick to use as an umbrella. Attach a hi-res printed polyester stretch graphic, which is attached and stays on the system so you get a complete exhibit backwall up in less than 30 seconds. The unit weighs around 5 kgs only and is easily transported in our padded carrying bag. A hard flight case is sold as an extra accessory. ShowFlex comes in three different shapes: Square, portrait and landscape. All with a total graphic area of around 5 sqm.

ShowFlex, Square **80651**

ShowFlex, Portrait **80654**

ShowFlex, Landscape **80657**

Hard flight case **80680**



MULTIMASTER™

This multi-purpose banner stand masters perfectly all large format graphics thanks to its telescopic pole, which is adjustable up to 3 metres. Multiple stands can be used side by side to hold extra wide graphics as well.



MultiMaster incl. bag
Silver
Adjustable height up to 300 cm
86100
Add Banner Rails, page 36, for
attaching graphic banner.



IMPRESSION™

A most elegant tension banner stand with focus on outstanding design and the use of top quality materials in all details. Adjustable width, fixed height 170 or 210 cm.



170 cm **86401**
 210 cm **86400**
 Carrying bag **5051**
 Add Banner Rails, page 36, for
 attaching graphic banner.



BANNERRAIL™

Smart and easy suspension of graphic banners in shop windows, malls, banks, travel agencies etc. - wherever people are passing by. Also used together with our banner stands, MultiMaster and Impression.



ALUMINIUM SNAP-LOCK DESIGN

STANDARD SIZES

118,9 cm (A0)	85008		
100 cm	85007	50 cm	85003
84 cm (A1/A0)	85006	42 cm (A3/A2)	85002
70 cm	85005	29,7 cm (A4/A3)	85001
59,4 cm (A2/A1)	85004	21 cm (A4)	85000


COMPONENTS

Profile, 228 cm	85009	
Profile, 310 cm	85010	
End-caps, black/grey/blue/red	85048	
Suspension hooks, black/grey/blue/red	85049	



PLASTIC SLIDE-IN DESIGN

Profile, Black, 228 cm	84009
End-caps	84048
Suspension hooks	84049





SWINGUP™

Just unpack, pull up and the SwingUp literature rack is ready. The high-tech and timeless design, combined with top quality and durability guarantees many years of daily use.



SWINGUP

with carrying bag Black or Grey 83020

with bag on wheels Black or Grey 83025

Shelf divider 83032

Header connector for A4

(portrait or landscape) 83033



EXPO RACK BROCHURE STAND

ExpoRack is a new type of portable literature rack with a facility to easily attach a promotional sign. That is, a great combination of a sign holder and a literature stand. A number of attractive and unique ExpoRack models are available of different sizes and number of shelves.



EXPO RACK 05

Literature rack 10501



EXPO RACK 06

Literature rack 10502

Connection pole 10504

FLEXIFRAME®

Flexiframe is a modular framing system and a unique invention from Mark Bric which has been on the market now for more than 35 years. As the brand name indicates, by using different sizes, colours, shapes and combination of frames, the display possibilities are endless - from a single frame to a complete exhibition stand. A truly economically priced display product!



HOW TO ORDER FRAMES!

- 1/ Choose frame (size, shape & colour)
- 2/ Choose application (wall mounting, suspension, floor stand etc.)
- 3/ Choose panel/print

STANDARD FRAME COLOURS

	White (51)		Green (57)		Purple (63)
	Grey (52)		Beige (58)		Hunter green (64)
	Red (53)		Grey metallic (59)		Orange (65)
	Blue (54)		Yellow (60)		Clear blue (66)
	Black (55)		Teal (61)	Special colours produced to order.	
	Brown (56)		Burgundy (62)		

SINGLE FRAMES



STANDARD FRAMES

70 x 100 cm	101
50 x 70 cm	103
50 x 50 cm	104
70 x 30 cm	105
35 x 50 cm	106
50 x 20 cm	107
A1 (59,4x84,1 cm)	108
A2 (42x59,4 cm)	109
A3 (29,7x42 cm)	110
A4 (21x29,7 cm)	111
Special sizes produced to order.	



ARROW FRAME

70x30 cm	128
50x20 cm	127
A3	129
A4	130



SUB-DIVIDED FRAME

3xA4	131
4xA4	132

SWING WING

- Wall bracket for 5 frames **2013**
 Wall bracket for 10 frames **2014**
 Support brackets **2015**



MOUNTING & SUSPENSION



WALL BRACKET
2000



WALL-HOOK
with spring
2010



CHAIN
2 x 1 metre
2006



WINDOW SUCTION MOUNT
2007



WALL BRACKET
for fixed mounting
2001



C-HOOKS
2005



GRID CLIP
for ceiling
2004



EXTENDING WIRE
2011

TABLE STAND BRACKETS

The table stand brackets are designed to take frames in A3 and A4.



FRAME SUPPORT
2203



TABLE STAND
For rounded corners **2205**



TABLE STAND
For square corners **2200**

FLOOR STAND BRACKETS

The floor stand brackets are designed to take frames of different sizes. All frames can be used with single- or double sided messages to suit the location and the stream and movement of the people passing by.



FRAME SUPPORT
2303



SUPPORT FEET
2300



ARCHED FEET
2306

FLOOR STANDS

The floor stands are designed to take frames of different sizes, unless otherwise stated. All frames can be used with single- or double sided messages to suit the location and the stream and movement of the people passing by.



BUDGET STAND
wire base 2415



EXTENDABLE STAND
wire base 2400



"PRESTIGE"
for frame width 50 cm 2405
for frame A1 2406



"SOFT LINE"
for frames 70 x 100 cm 2435



"X-STAND"
2436



FOR PANEL AND PRINT INFO
SEE PRICE LIST!

LINKUP – CROSS & TOWER UNITS

Frames 70x100 cm + headers 70 x 30 cm



4-WAY CROSS
2 sections, height 206 cm **6206**
+ 4 headers, 70x30 cm **6214**



TRIANGLE TOWER,
2 sections, height 206 cm **6200**
+ 3 headers, 70x30 cm **6210**



SQUARE TOWER,
2 sections, height 206 cm **6201**
+ 4 headers, 70x30 cm **6211**



HEXAGON TOWER
2 sections, height 206 cm **6202**
3 sections, height 309 cm **6203**
4 sections, height 412 cm **6204**
+ 6 headers, 70x30 cm **6212**

3-WAY CROSS, no picture
2 sections, height 206 cm **6205**
+ 3 headers, 70x30 cm **6213**

LINKUP – BASIC BACKWALL UNITS


Frames 70x100 cm + headers 70 x 30 cm



BASIC 4 BACKWALL
Backwall, 146 x 206 cm **6001**
+ 2 headers, 70x30 cm **6006**
+ Feet, height 11 cm **5851**



BASIC 6 BACKWALL
Backwall, 219 x 206 cm **6002**
+ 3 headers, 70x30 cm **6007**
+ Feet, height 11 cm **5852**



BASIC 8 BACKWALL
Backwall, 292 x 206 cm **6003**
+ 4 headers, 70x30 cm **6008**
+ Feet, height 11 cm **5853**



ADD-ON UNIT
Add-on unit 73 x 206 cm **6005**
+ 1 header, 70x30 cm **6010**
+ Foot, height 11 cm **5855**



FEET FOR BACKWALL

Expo Kit - Basic 6 **7023**
Expo Kit - Basic 8 **7003**

SPECIAL OFFER

Size: 219 (w) x 239 (h)

LINKUP - TABLE UNITS



TRIANGULAR TABLE

50 x 50 x 53 cm **6110**
 50 x 50 x 73 cm **6111**
 70 x 70 x 103 cm **6112**



RECTANGULAR TABLE

35 x 70 x 53 cm **6114**
 35 x 70 x 73 cm **6115**
 35 x 70 x 103 cm **6116**
 50 x 70 x 103 cm **6119**



SQUARE TABLE

50 x 50 x 53 cm **6120**
 50 x 50 x 73 cm **6121**
 70 x 70 x 73 cm **6124**
 70 x 70 x 103 cm **6125**

MORE EXAMPLES



ACCESSORIES



BROCHURE POCKET A4
 Silver/Anthracite **5100**



BROCHURE SHELF
 width 70 cm
 White/Anthracite **5103**

SPOTLIGHTS



HALOGEN SPOTLIGHT
 50 W , Black **80015**



LED SPOTLIGHT
 Grey 12V / 18W / 750 lumen
80047



LED SPOTLIGHT
 with telescopic arm
 Black, 12V / 5W / 400 lumen
IS-9838

TRANSPORT BAGS & CASES



CARRYING BAG
 6 frames 70x100 cm, Black **5004**
 8 frames 70x100 cm, Grey **5001**
 10 frames 70x100 cm, Grey **5002**



HARD PLASTIC CASE
 Grey **5009**



ACCESSORY BAG
 Grey **5006**



CARDBOARD BOX
 Carrying box with handle for 6
 frames 70 x 100 cm.
9701

COMPLETE TRADE SHOW STANDS



MORE SHOW FOR LESS MONEY

Maybe you do not want to spend a fortune on your next exhibition or public presentation. What you need is just an easy-to-use and attractive system to do the job. With Flexiframe's amazing range of sizes, shapes, colours and frame-combinations the system can definitely save you money. Flexiframe's exhibition stands are certainly the right choice.

LINKUP™ OR SHOWUP™

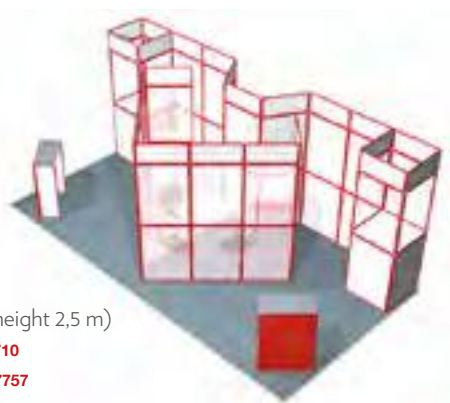
Choose between the LinkUp and ShowUp models for building Flexiframe exhibition stands and backwalls. LinkUp uses metal connectors to join the frames, ShowUp uses poles and clips.



LINKUP



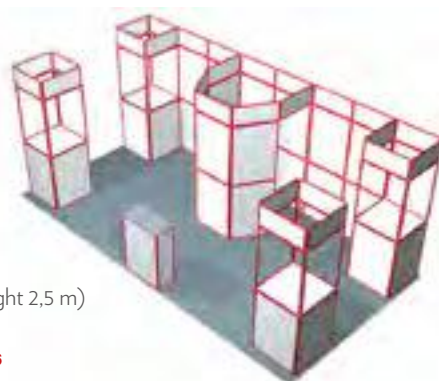
SHOWUP



6x3 m (height 2,5 m)

LinkUp **7710**

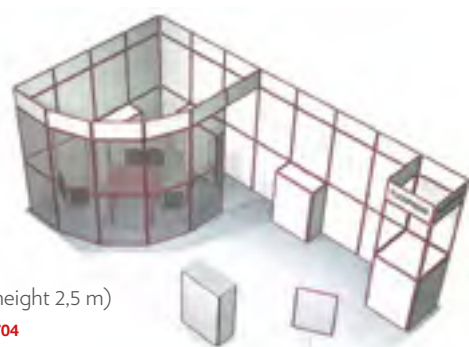
ShowUp **7757**



6x3 m (height 2,5 m)

LinkUp **7709**


ShowUp **7756**



6x3 m (height 2,5 m)

LinkUp **7704**

ShowUp **7754**



6x6 m (height 2,5 m)

LinkUp **7708**

ShowUp **7758**



FLEXIFRAME®

FRAME COMPONENTS – DIY



Solid profile 4001



Split profile 4002



Double sided profile 4006



2-way corner, 90°, rounded
4100



2-way corner, 90°, square
4101



2-way corner, 30°
4103



2-way corner, 45°
4104



2-way corner, 60°
4105



2-way corner, 120°
4106



2-way corner, 90°
4102



3-way corner, 90°
4107



4-way corner, 90°
4108



I-support, 3-way corner
3204



Profile cutting tool
80900

LINKUP – FEET

Outer support, 1 pair	2303
Inner support	3405
Straight base	5800
Round base, chrome, Ø 15 cm	5801
Round base, grey, Ø 24 cm	5805
I-leg (outer)	5820
I-leg (outer), extra support	5821
U-leg (inner)	5822
U-leg, triangle 60°	5823
U-leg, square 90°	5824
U-leg, hexagon 120°	5825
U-leg, 3-way (left)	5826
U-leg, 3-way (right)	5827
U-leg, 4-way	5828

LINKUP – TABLE TOPS

Triangle	White	29,7x29,7x29,7 cm	
5208			
Triangle	White	50x50x50 cm	5207
Triangle	White	70x70x70 cm	
5206			
Triangle	White	70x70x100 cm	5214
Square	White	50x50 cm	5201
Square	White	70x70 cm	
5200			

LINKUP/SHOWUP – TABLE TOP HOLDERS

Table top holders should be used when a frame (with panel) is used as a table top, instead of a metal table top. With table top holders, any size of table top can be fitted.

U-connector with table top holder	3009
H-connector with table top holder	3109
Table top holder, stainless steel	Silver 5893
Table top holder	*Coloured 5893

*Black, blue, grey, yellow, metallic grey, red, brown, white and beige

EXTRAS

T-hook for demounting connectors	5890
Connector to aluminium pole	5891
Joining bracket for 90°	5900
Joining bracket for 60°	5901
Rubber plugs for H-connectors	5892
Single acting hinge, silver	3301
Double acting hinge, silver or black	3303

SHOWUP – CONNECTORS

Pole	Black or blue	100 cm	3504
Pole	Black or blue	41 cm	3505
Pole	Black or blue	30 cm	3506
Double screw			3502
End caps	Black		3501
Round base	Grey	Ø 24 cm	5805
Pole clips	Black or blue		3500



3504



3500



3502



3501



5805

LINKUP - CONNECTORS

U-CONNECTORS



U-connector
3000



U-connector,
triangle 60°
3001



U-connector,
square 90°
3002



U-connector,
hexagon 120°
3003



U-connector,
straight 180°
3004



U-connector, 180°,
side insert
3005



U-connector,
3-way cross 90°
3006



U-connector,
3-way cross 120°
3007



U-connector,
4-way cross 90°
3008



U-connector with
table top holder
3009



U-connector,
3-way (left) 90°
3010



U-connector,
3-way (right) 90°
3011



U-connector,
triangle 45°
3015


H-CONNECTORS



H-connector
3100



H-connector,
triangle 60°
3101



H-connector,
square 90°
3102



H-connector,
hexagon 120°
3103



H-connector,
straight 180°
3104



H-connector, top
frame connector
3105



H-connector,
3-way cross 90°
3106



H-connector,
3-way cross 120°
3107



H-connector,
4-way cross 90°
3108



H-connector with
table top holder
3109



H-connector,
3-way (left) 90°
3110



H-connector,
3-way (right) 90°
3111



H-connector,
combi-unit
3112



H-connector,
3-way 90°
3113



H-connector,
triangle 45°
3115



H-connector,
3-way (left) 45°
3118



H-connector,
3-way (right) 45°
3119

I-CONNECTORS



I-connector
3200
I-connector, long
for backwall
3203



I-connector, 2-way
(left) 90°
3201



I-connector, 2-way
(right) 90°
3202



I-connector, 2-way
(left) 60°
3209



I-connector, 2-way
(right) 60°
3210





SNAPPYFRAME™

The attractive Mark Bric Snappy Frames will display your posters and prints to maximum effect. Elegant aluminium profiles, with the traditional front-loading snap function, make up the frame.



ALUMINIUM SNAP FRAMES

70 x 100 cm	80505
50 x 70 cm	80504
A1 (59,4x84,1 cm)	80503
A4 (21x29,7 cm)	80500



EVENT TENTS

Our new Event Tents and our Promotion flags are excellent combos for most outdoor events and exhibitions. The high quality tent structure consists of 40 mm square aluminium tubes and comes in a transport bag. The tents are offered including print in waterproof Supertex and polyester printing fabrics.

Floor area: 300 x 300 cm.

Tent with ceiling only **10215**

Tent with ceiling and 3 walls **10216**



PROMOTION FLAGS

For advertisement outside shopping malls, auto retailers and petrol stations, at sport events and grand openings, on the beach, at trade shows, along roadsides etc. the "Promotion Flag" is the perfect messenger. Its movement with the wind makes it much more eye-catching as compared to a fixed message. Use a number of flags in a row and create a walk way of promotions.

- Four flag pole heights
- Top quality hardware
- Extra stable foot bases
- For long-term outdoor use
- Padded carrying bag

POLE WITH BAG	
260 cm	10208
340 cm	10200
450 cm	10201
540 cm	10202

Two flag designs
(Teardrop and Wing)



CROSS FOOT
10203



WATER RING
10207



WATER TANK FOOT
10210



FOOT BASE
10209



PLASTIC SCREW
10206



GROUND SPIKE
10204



WALL BRACKET
10205



EXHIBITION & DISPLAY SOLUTIONS

COMPONENT LIST

2023



DESIGN & QUALITY
OF SWEDEN

ISOFRAME® CUSTOM



Single sided



Wave Base Base Centre Top

POSTS

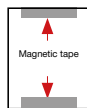
FOR SINGLE SIDED GRAPHICS

*Base post for Wave link	763 mm	IS-W763-BPH
Base post	750 mm	IS-0750-BP
Base post	2000 mm	IS-2000-BP
Table support post	830 mm	IS-0830-UPM
Centre post	200 mm	IS-0200-EP
Centre post	750 mm	IS-0750-EP
Top post	755 mm	IS-0755-TP
Top post	1005 mm	IS-1005-TP
Top post	1505 mm	IS-1505-TP
Top post	2005 mm	IS-2005-TP

* Foot not included. See "Feet" below, item IS-WFT-02



Base Centre Top



Double sided

POSTS

FOR DOUBLE SIDED GRAPHICS

Base post	750 mm	IS-0750-DBP
Base post	2000 mm	IS-2000-DBP
Centre post	200 mm	IS-0200-DEP
Centre post	750 mm	IS-0750-DEP
Top post	755 mm	IS-0755-DTP
Top post	1005 mm	IS-1005-DTP
Top post	1505 mm	IS-1505-DTP
Top post,	2005 mm	IS-2005-DTP



External corner
Magnetic tape

POSTS

FOR 90° EXTERNAL CORNER GRAPHICS - WITH MAGNETIC TAPE

Base post	750 mm	IS-0750-EBM
Base post	2000 mm	IS-2000-EBM
Centre post	200 mm	IS-0200-EEM
Centre post	750 mm	IS-0750-EEM
Top post	755 mm	IS-0755-ETM
Top post	1005 mm	IS-1005-ETM
Top post	1505 mm	IS-1505-ETM
Top post	2005 mm	IS-2005-ETM



External corner
Steel tape

POSTS

FOR 90° EXTERNAL CORNER GRAPHICS - WITH STEEL TAPE

Base post	750 mm	IS-0750-EB
Base post	2000 mm	IS-2000-EB
Centre post	200 mm	IS-0200-EE
Centre post	750 mm	IS-0750-EE
Top post	755 mm	IS-0755-ET
Top post	1005 mm	IS-1005-ET
Top post	1505 mm	IS-1505-ET
Top post	2005 mm	IS-2005-ET



90° Corner Posts



135° Corner Posts



T-Connector Posts

90° CORNER POSTS

Base post	750 mm	IS-0750-IB90
Base post	2000 mm	IS-2000-IB90
Centre post	750 mm	IS-0750-IE90
Centre post	850 mm	IS-0850-IE90
Top post	755 mm	IS-0755-IT90
Top post	855 mm	IS-0855-IT90
Top post	1005 mm	IS-1005-IT90
Top post	1505 mm	IS-1505-IT90
Top post	2005 mm	IS-2005-IT90

135° CORNER POSTS

Base post	750 mm	IS-0750-IB135
Base post	2000 mm	IS-2000-IB135
Centre post	750 mm	IS-0750-IE135
Centre post	850 mm	IS-0850-IE135
Top post	755 mm	IS-0755-IT135
Top post	855 mm	IS-0855-IT135
Top post	1005 mm	IS-1005-IT135
Top post	1505 mm	IS-1505-IT135
Top post	2005 mm	IS-2005-IT135

T-CONNECTOR POSTS

Base post	750 mm	IS-0750-ITB
Base post	2000 mm	IS-2000-ITB
Centre post	750 mm	IS-0750-ITE
Centre post	850 mm	IS-0850-ITE
Top post	755 mm	IS-0755-ITT
Top post	855 mm	IS-0855-ITT
Top post	1005 mm	IS-1005-ITT
Top post	1505 mm	IS-1505-ITT
Top post	2005 mm	IS-2005-ITT



Oval post



Insert profile
for Oval post

OVAL POSTS

*Base Oval Post	760 mm	IS-OP-760-BP
Centre Oval Post	750 mm	IS-OP-750-EP
Centre Oval Post	850 mm	IS-OP-850-EP
Top Oval Post	755 mm	IS-OP-755-TP
Top Oval Post	855 mm	IS-OP-855-TP

* Foot not included. See "Feet" below, item IS-03-OF

INSERT PROFILES

To be used together with Light Box profiles and Oval Posts. Including magnetic tape.

Base & Centre Profile /w screws	750 mm	IS-OP-750-OPC
Centre Profile /w screw	850 mm	IS-OP-850-OPC
Top Profile /w Top Hub & screws	755 mm	IS-OP-755-OPC
Top Profile /w Top Hub & screws	855 mm	IS-OP-855-OPC
Insert profile lengths (excl. tape)	3100 mm	IS-OP-3100-OPC



FEET

Foot for Wave base post (IS-W763-BPH)

Foot for Oval base posts (IS-OP-760-BP)

Extra stable foot for Wave and Oval base posts (IS-OP-760-BP)


IS-WFT-02

IS-03-OF

IS-9027



Straight Beams



Curved Beams

BEAMS / LINKS

Flexible Wave Link	800 mm	IS-W-FLH
Distance beam, Flying Oval	165 mm	IS-165-DP
Beam 30° inside curve	400 mm	IS-4030-I
Beam 30° outside curve	400 mm	IS-4030-O
Beam 45° inside curve	400 mm	IS-4045-I
Beam 45° outside curve	400 mm	IS-4045-O
Beam straight with tape	400 mm	IS-400-BS
Beam straight (slatwall)	400 mm	IS-400-DP
Beam 5° inside curve	800 mm	IS-8005-I
Beam 5° outside curve	800 mm	IS-8005-O
Beam 10° inside curve	800 mm	IS-8010-I
Beam 10° outside curve	800 mm	IS-8010-O
Beam 15° inside curve	800 mm	IS-8015-I
Beam 15° outside curve	800 mm	IS-8015-O
Beam 22.5° inside curve	800 mm	IS-8022,5-I
Beam 22.5° outside curve	800 mm	IS-8022,5-O
Beam 30° inside curve	800 mm	IS-8030-I
Beam 30° outside curve	800 mm	IS-8030-O
Beam 45° inside curve	800 mm	IS-8045-I
Beam 45° outside curve	800 mm	IS-8045-O
Beam 60° inside curve	800 mm	IS-8060-I
Beam 60° outside curve	800 mm	IS-8060-O
Beam 90° inside curve	800 mm	IS-8090-I
Beam 90° outside curve	800 mm	IS-8090-O
Beam straight with tape	800 mm	IS-800-BS



Infill profile (I-beam)



T-box profile



Centre connector profile



Slot connector profile

PROFILES

(excluding magnetic/steel tape)

Infill profile (I-beam)	3100 mm	IS-9335
Centre connector profile	2000 mm	IS-2000-CSC
Centre connector profile with screws	150 mm	IS-150-CSC
Slot connector profile	2000 mm	IS-2000-SSC
Slot connector profile with screws	46 mm	IS-46-SSC
T-box profile for tables (incl. magtape)	830 mm	IS-0830-TBX



Corner trim

Corner trim info

Total corner trim height should always equal graphic panel height.

Midi = 770 + 750 + 750 mm

Maxi = 770 + 850 + 850 mm

*Corner trim 2020 is for cutting special size

CORNER TRIMS

For flexible graphic panels (approx. 0,5 mm thickness)

750 mm	IS-0750-CT
770 mm	IS-0770-CT
850 mm	IS-0850-CT
*2020 mm	IS-2020-CT
For counters	830 mm IS-0830-CT
For Flying oval left	Midi IS-CF-82-CTL
For Flying oval right	Midi IS-CF-82-CTR
For Flying oval left	Maxi IS-CF-83-CTL
For Flying oval right	Maxi IS-CF-83-CTR

For semi-rigid graphic panels (approx. 2,0/2,5 mm thickness)

750 mm	IS-0750-CTT
770 mm	IS-0770-CTT
850 mm	IS-0850-CTT
2020 mm	IS-2020-CTT



Stop bracket

Fast clamp connector plate

Foot for "Base post"

Support-Multi connector



Foot for "Base shelf"

Post leveling tool



Fast clamp kit



Plates for rounded top corner

EXTRAS / SPARES

Stop bracket	IS-STOP
Fast clamp connector plate	IS-FTT-TP
Adjustable foot for "Base post"	80025
Adjustable foot for "Base shelf"	80026
Post leveling tool	IS-9012
Fast clamp kit	IS-CL-PP
Support-Multi connector	IS-9001
Plates for rounded top corner	IS-9615



Single top hub

Double top hub

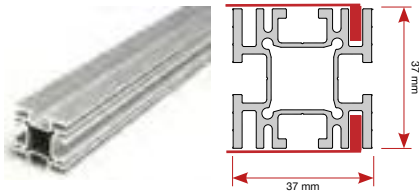
Top end cap for Oval post

Magnet for "Top hub"

Single top hub w/ 1 magnet	IS-HC-GR
Double top hub w/ 2 magnets	IS-PC-GR
Plastic end cap for Oval post	IS-OP-L
Magnet for "Top hub"	IS-TH-MAG

ISOFRAME® FABRIC

FRAME PROFILES



SYSTEM FRAME PROFILE

Profile lengths (3100 mm)


IS-9097

CORNER PROFILE

Profile lengths (3100 mm)

IS-9098

FRAME CONNECTORS



IS-9056

IS-9069

IS-9051

IS-9052

IS-9053

IS-9044

FASTclamp - Fabric
Straight bracket for 1 FASTclamp, incl. screws
90° bracket for FASTclamp
Screw bracket, straight
Screw bracket, 90°
Centre connector profile with screws, 120 mm

IS-9056

IS-9069

IS-9051

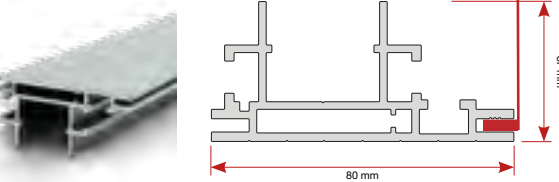
IS-9052

IS-9053

IS-9044

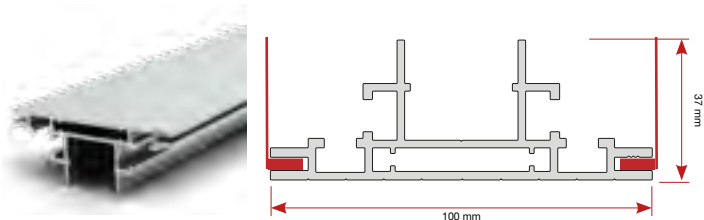
ISOFRAME® LIGHT BOX

FRAME PROFILES



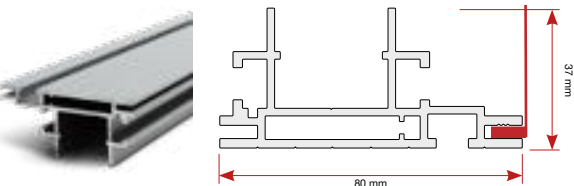
Profile, single sided, wall-mounting, 80 mm

IS-9647



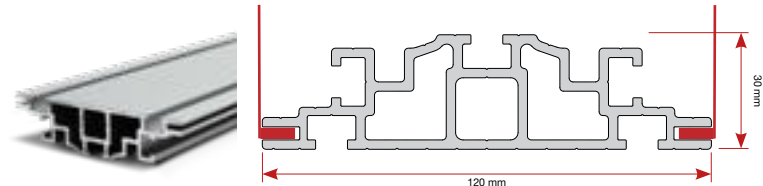
Profile, double sided, free-standing, 100 mm

IS-9665



Profile, single-sided, built-in, 80 mm

IS-9664



Profile, double sided, built-in, 120 mm

IS-9332


LIGHT BOX COMPO-

Support post bracket **IS-9659**
LED bar, 225 mm **IS-9643**
LED bar, 360 mm (for profile IS-9332 only) **IS-9380**
LED bar, 450 mm **IS-9658**
LED bar, 900 mm **IS-9657**
Transformer (daisy chain) **IS-9651**
Transformer (for profile IS-9332 only) **IS-9395**

Power cable **IS-9652**
Daisy chain cable **IS-9654**
DC cable **IS-9653**
Cable clips **IS-9645**
Extension cable (for profile IS-9332 only) **IS-9382**
Wall bracket **IS-9655**
Support block **IS-9663**

Clamps **IS-9056**
Connectors **IS-9051**
Single foot **IS-9679**
Double foot **IS-9660**
Double foot (for profile IS-9332 only) **IS-9338**
Transport cardboard box **IS-9704**

FRAME CONNECTORS



IS-9056

IS-9069

IS-9051

IS-9052

IS-9053

IS-9044

FASTclamp - Fabric
Straight bracket for 1 FASTclamp, incl. screws
90° bracket for FASTclamp
Screw bracket, straight
Screw bracket, 90°
Center connector profile with screws, 120 mm (for IS-9332)

IS-9056

IS-9069

IS-9051

IS-9052

IS-9053

IS-9044

EGO™ EXHIBIT



JUNCTIONS

(with bag)

Junction	Red	88000
Junction (foot)	Grey	88001


*A padded carrying bag includes 12 pcs.



RODS

(with bag)

Straight rod	Black	118 cm	88018
Straight rod	Gold	108 cm	88010
Straight rod	Silver	93 cm	88011
Straight rod	Pink	64 cm	88012
Straight rod	Blue	44 cm	88013
Straight rod	Green	30 cm	88014
Straight rod	White	18 cm	88015
Curved rod	Purple	70 cm	88030
Curved rod	Brown	67 cm	88017
Curved rod	Lime	55 cm	88016



WINGS

(with bag)

Wing	Black	118 cm	88045
Wing	Gold	108 cm	88040
Wing	Silver	93 cm	88044
Wing	Pink	64 cm	88041
Wing	Green	30 cm	88042
Wing	White	18 cm	88043
Feature Wing	Gold	108 cm	88050
Multi height wing	Gold	108 cm	88051



MAGBARS

(with bag)

Magbar 90° inner corner with bag	Gold, 108 cm	88065
Magbar 90° inner corner with bag	Silver, 93 cm	88111
Magbar 90° inner corner with bag	Pink, 64 cm	88077
Magbar holders	Grey	88112
Magbar holders	Black	88113



ACCESSORIES

Double junction pin	88059
Suspension ring for roof mount	88055



EXTRA CARRYING BAGS

Each bag has room for 12 components, apart from item 88092 (feature wings), which has room for 2 pcs.

Red junctions		88080
Grey junctions		88099
Rods	118 cm	88101
Rods	108/93 cm	88081
Rods	64 cm	88083
Rods	44/30 cm	88084
Rods	18 cm	88086
Curved rods	70 cm	88087
Curved rods	67 cm	88100
Curved rods	55 cm	88097
Wings	118 cm	88102
Wing	108 cm	88088
Wings	64 cm	88089
Wings	30/18 cm	88090
Feature wings		88092
Mag bars 90° inner		88096



Mark Bric Display
– We create room for meetings

